

Hebrew Letter Sounds


Printable Flash Cards

1. Print the flash cards.
2. Fold each page in half so that each letter aligns with the corresponding sound on the back.
3. After folding, cut the flash cards.
4. (Optional) Laminate the individual cards.
5. Shuffle the cards to practice the Hebrew letter and vowel sounds.

Hebrew Letter Sounds
Printable Flash Cards


ah

alef

The image shows the Hebrew letter Alef (א) in a bold, black, sans-serif font. It consists of a vertical stem on the left, a diagonal stroke crossing the stem from the top right to the bottom left, and a curved top stroke that loops back to the right.

b



bet

The image shows the Hebrew letter Bet (ב) in a bold, black, sans-serif font. It features a vertical stem on the left, a horizontal base at the bottom, and a curved top stroke that loops back to the right. A small black dot is positioned to the left of the stem, between the top and bottom curves.

Hebrew Letter Sounds
Printable Flash Cards

A large, bold, black lowercase letter 'v'.

vet

A large, bold, black Hebrew letter vav (ו) in its final form.A large, bold, black lowercase letter 'g'.

gimmel

A large, bold, black Hebrew letter gimel (ג) in its final form.

Hebrew Letter Sounds
Printable Flash Cards

d

daled

ד

h

heh

ה

Hebrew Letter Sounds
Printable Flash Cards



vav



zayin




Hebrew Letter Sounds
Printable Flash Cards

(guttural)


kh

chet

The image shows the Hebrew letter Chet (ח) in a bold, black, sans-serif font. The letter is positioned in the top-right quadrant of the page, to the right of the English phonetic transcription 'kh'.

t

tet


The image shows the Hebrew letter Tet (ט) in a bold, black, sans-serif font. The letter is positioned in the bottom-right quadrant of the page, to the right of the English phonetic transcription 't'.

Hebrew Letter Sounds
Printable Flash Cards

y
yud

The image shows the Hebrew letter yod (י) in a bold, black, sans-serif font. It consists of a vertical stem on the left and a short horizontal bar on the right, forming a right-angled shape.

k
kaf

The image shows the Hebrew letter kaf (כ) in a bold, black, sans-serif font. It features a vertical stem on the left, a horizontal bar at the bottom, and a curved top that extends to the right and then curves back down to meet the stem.

Hebrew Letter Sounds
Printable Flash Cards

(guttural)

kh

chaf

כ

ל

lamed

ל

Hebrew Letter Sounds
Printable Flash Cards

m

mem

ם מ

n

nun

ן נ

Hebrew Letter Sounds
Printable Flash Cards

S

samech

Ṣ

ah

ayin

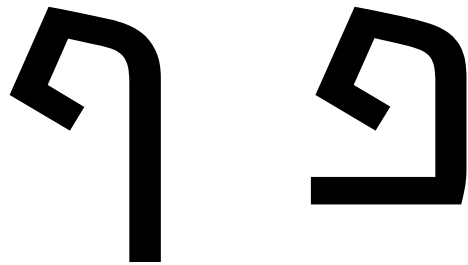
ʾ

Hebrew Letter Sounds
Printable Flash Cards

p
peh



f
feh



Hebrew Letter Sounds
Printable Flash Cards

ts

tsadik

צ

k

koof

ק

Hebrew Letter Sounds
Printable Flash Cards

r

resh

ר

sh

shin

ש

Hebrew Letter Sounds
Printable Flash Cards

S

sin

שׁ


t

taf


ת

Hebrew Letter Sounds
Printable Flash Cards

silent vowel
shvah




ah
patach



Hebrew Letter Sounds
Printable Flash Cards

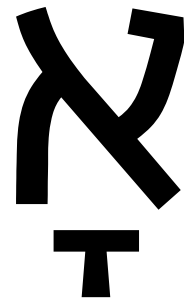
ah

chataf patach



ah


kamatz



Hebrew Letter Sounds
Printable Flash Cards

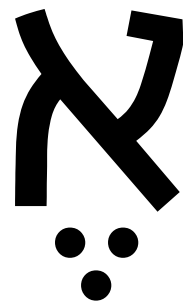
ah

chataf kamatz



eh

segol



Hebrew Letter Sounds
Printable Flash Cards


eh

chataf segol



eh


tsereh



Hebrew Letter Sounds
Printable Flash Cards


ee

chirik

The image shows the Hebrew letter Chet (ח) with a Chirik vowel sign (ֿ) positioned below it. The letter is written in a bold, black, sans-serif font.

o


cholom

The image shows the Hebrew letter Chet (ח) with a Cholom vowel sign (וּ) positioned above it. The letter is written in a bold, black, sans-serif font.

Hebrew Letter Sounds
Printable Flash Cards

oo

kubutz



oo

shuruk

